



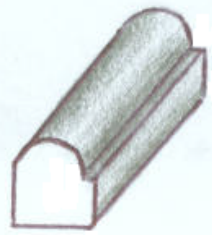

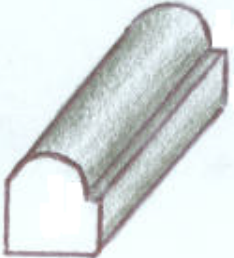
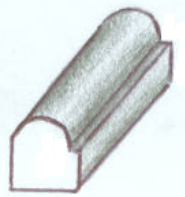
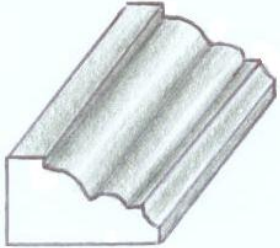

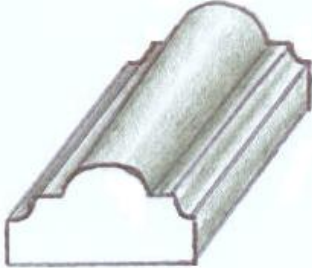
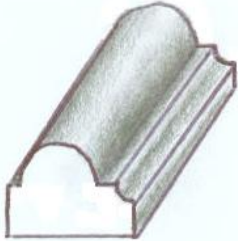


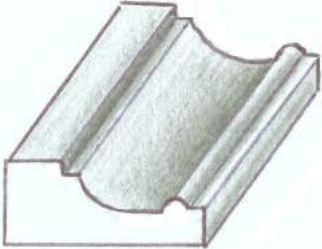
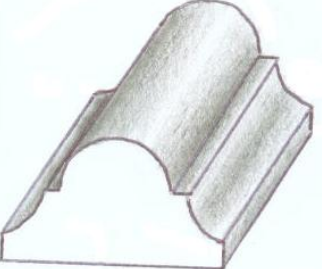
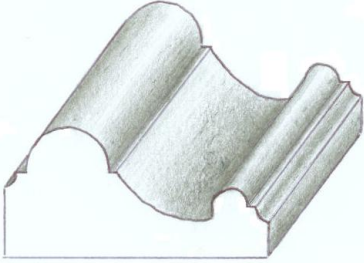
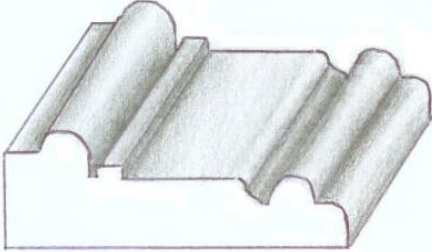
J.P. Weaver, Co.

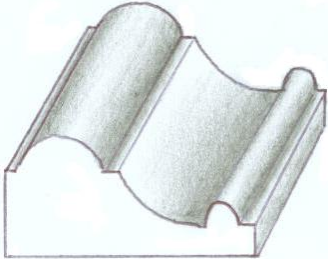



Wood Mould Reference



WD MOLD #	PICTURE	LEN.	WIDTH	DEP.	UNIT	WEIGHT
WD 11		8'	7/8"	3/4"		
WD 12B		8'	1-1/4"	3/4"		
WD 33		8'	1-1/4"	3/4"		
WD 42		8'	4"	1-7/8"		

WD MOLD #	PICTURE	LEN.	WIDTH	DEP.	UNIT	WEIGHT
WD 53		8'	1/2"	1/2"		
WD 56		8'	2-3/8"	1"		
WD 65		8'	5/8"	5/8"		
WD 73		8'	3/8"	3/8"		

WD MOLD #	PICTURE	LEN.	WIDTH	DEP.	UNIT	WEIGHT
WD 76		8'	1-1/4"	3/4"		
WD 77		8'	3/4"	5/8"		
WD 78		8'	1-1/4"	11/16"		
WD 79		8'	1"	11/16"		

WD MOLD #	PICTURE	LEN.	WIDTH	DEP.	UNIT	WEIGHT
WD 80		8'	1-1/2"	5/8"		
WD 82		8'	2"	1-1/16"		
WD 85 CASING			3-1/2"	1-5/8"		
WD 84 CASING			3-1/8"	1-1/16"		

WD MOLD #	PICTURE	LEN.	WIDTH	DEP.	UNIT	WEIGHT
WD 86 CASING			2-1/2"	1-3/16"		
WD 197		8'	11/16"	5/16"		
WD 786			11/16"	1/4"		
WD 1014		8'	1-3/4"	5/8"		

WD MOLD #	PICTURE	LEN.	WIDTH	DEP.	UNIT	WEIGHT
WD 1019 A		8'	3/4"	1/4"		
WD 1043			2-1/2"	1"		