



10'-7"

NOTE : RECESSED  
CAN LIGHTS CAN  
BE SUBSTITUTED  
FOR THE ROSETTES

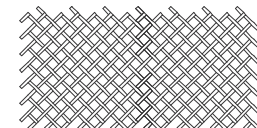


RMF 3900 C  
ACANTHUS ROSETTE  
20-1/8"W x 20-1/8"H x  
1/2" D AT LEAF TIPS  
5-3/8 DIA. @ FLAT CEN.

RMF 6024 K ROSETTE  
4" DIA x 3/4" D @ CEN



RMF 1752 D, LAUREL  
LEAF STRAPWORK  
26-7/16" H X 36" W X  
1-1/4" D



RMF 6524 E WOVEN  
FRET (CLOSED BACK)  
15"W x 29"L x 3/8"D



PLASTER 934  
ACANTHUS CEILING  
ROSETTE  
17-1/2" DIA x 2-5/16" D  
3-7/8"DIA @ CEN. HOLE

14'-9 1/2"

OVER ALL SIZE: 10'-7" x 14'-9 1/2"

SCALE: 1/2" = 1'-0"

*J.P. Weaver Company*

FAX: (818) 500-1798 941 AIR WAY GLENDALE, CALIFORNIA, 91201 TEL: (818) 500-1740  
WWW.JPWEAVER.COM & info@jpweaver.com

Ceiling Strapwork #1 F  
RMF 1752 D in StrapWork  
Ceiling,  
Sht. 1/2